
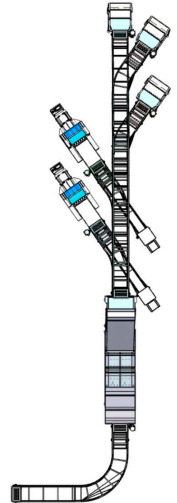
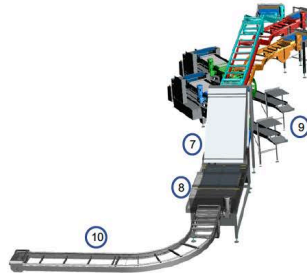
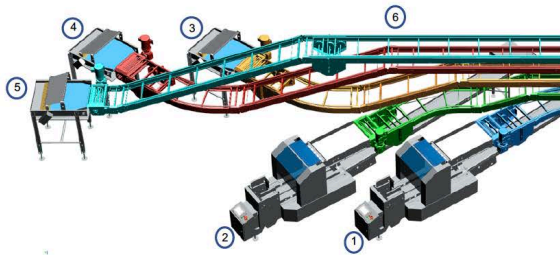


Electronic Egg Grader Up to 72,000 Eggs Per Hour



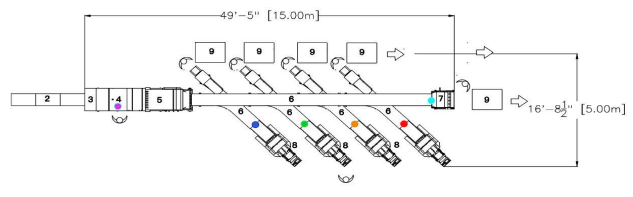
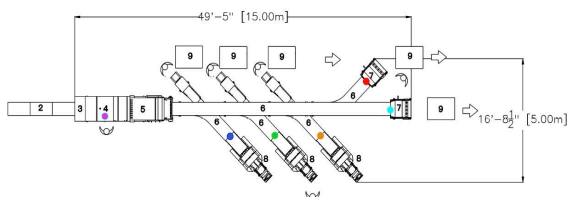
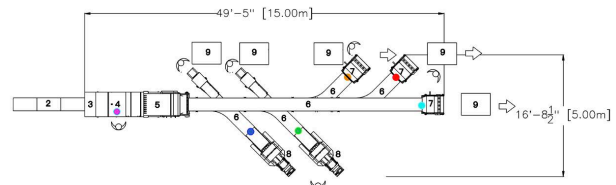
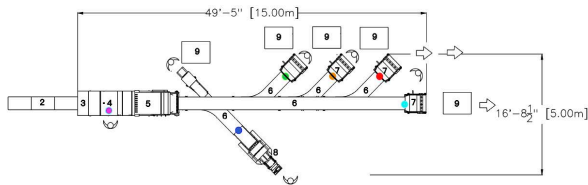
- 1 - Automatic Packer Level 1
- 2 - Automatic Packer Level 2
- 3 - Manual Table Level 3
- 4 - Manual Table Level 4
- 5 - Manual Table Level 5
- 6 - Egg Rod Conveyors
- 7 - 5 Level Ramp
- 8 - Accumulator and Candler
- 9 - Take Away Conveyor
- 10 - Infeed Rod Conveyor



Egg Size	Percentage	Eggs per Hour	Cases per Hour	Level Assignment	Assignment Packing Lane
Tipo de Huevo	Porcentaje	Huevos por Hora	Cajas por Hora	Asignacion de Nivel	Asignacion Linea Empaque
Medium	55.00%	29,700	82.50	Level 1	GP One
Large	24.00%	12,960	36.00	Level 2	GP One
Small	8.00%	4,320	12.00	Level 3	Manual Table
Extra	7.00%	3,780	10.50	Level 4	Manual Table
Jumbo	2.00%	1,080	3.00	Level 5	Manual Table
Pewee	1.00%	540	1.50	Level 5	Manual Table
Dirty	1.00%	540	1.50	Candler	Take out Candler
Cracked	1.00%	540	1.50	Candler	Take out Candler
Broken	1.00%	540	1.50	Candler	Take out Candler
Totals	100.00%	54,000	150.00		



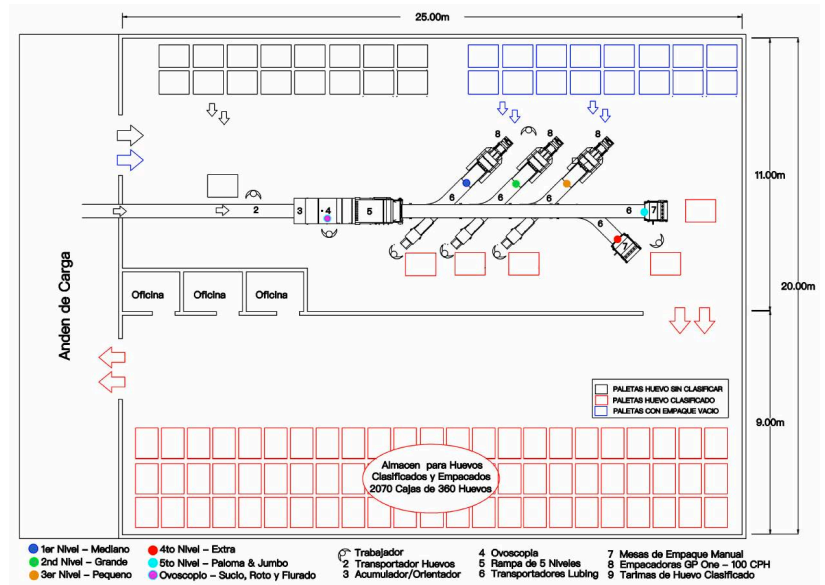
Different Configurations



General Characteristics

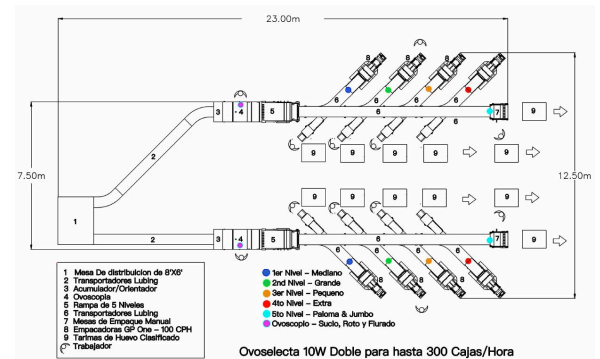
- **Capacity:** Up to 72,000 eggs per hour
- 10 Row wide grader
- Egg grading available for 3 to 6 sizes according to the number of levels acquired
- 3 Levels = 3 a 4 grades
4 Levels = 4 a 5 grades
5 Levels = 5 a 6 grades
- Scale precision: 0,1gr of tolerance
- All metal parts made of 304 stainless steel
- 7" Touch screen for easy operation and control of grader
- Candler for cracked, broken and dirty eggs
- Easy cleaning due to its removable modular design
- Straight forward design with no complicated transfers or basket conveyor for softer and better handling of eggs
- Designed for easy operation, maintenance and parts usage to reduce production costs
- Grading reports can be stored
- Electrical consumption: 0.75 kW + 1kw (conveyors)
- Requires a minimum of 4 bar pressurized air

Sample In-line Plant



Double 10W Option

Option A



Option B

